

Student Install Guide for Multisim

1. Go to <https://www.ni.com/en-ca/support/downloads/software-products/download.circuit-design-suite.html#305920>
2. In the top right corner click the man icon to login or create an account.



3. Create a NI user account If you already have an account skip to step 4. Fill in the role as Student your Graduation Date and your College Email Address.

Create an NI User Account

Already have an account? [Log In >](#)

First Name

Arthur

Last Name

Morgan

Role

Student

Graduation Date

January

2028

Email Address

@conestogac.on.ca

Password

.....

Every company tells you they're serious about privacy. We're not just any company, but the steps we take to protect your personal data are indeed serious.

[Review our Privacy Statement.](#)

I would like to receive periodic emails about relevant products, events and trainings. (optional)

CREATE ACCOUNT

4. Once logged into your NI account make sure you have version 14.2 and Education Edition selected then click the Download button.

Circuit Design Suite

The Circuit Design Suite combines Multisim and Ultiboard software to offer a complete set of tools for circuit design, simulation, validation, and layout.

[+ Read More](#)

DOWNLOADS

Supported OS [?] Windows [View Readme](#)

Version [?] 14.2

Included Editions [?] Education Professional

Application Bitness [?] 32-bit & 64-bit

Language [?] English, German

Circuit Design Suite 14.2 Education

Release Date
2019-05-15

Included Versions
14.2.0

> Supported OS

> Language

> Checksum


DOWNLOAD

File Size
5.46 MB


5. Select your country as Canada, type in Conestoga College in the Company Field and Select Conestoga College Doon Valley Drive, then enter the phone number as (519)748-5220

Complete Your Account

To continue, please provide the following information:



ARTHUR MORGAN

@conestogac.on.ca

Country

Canada

Company

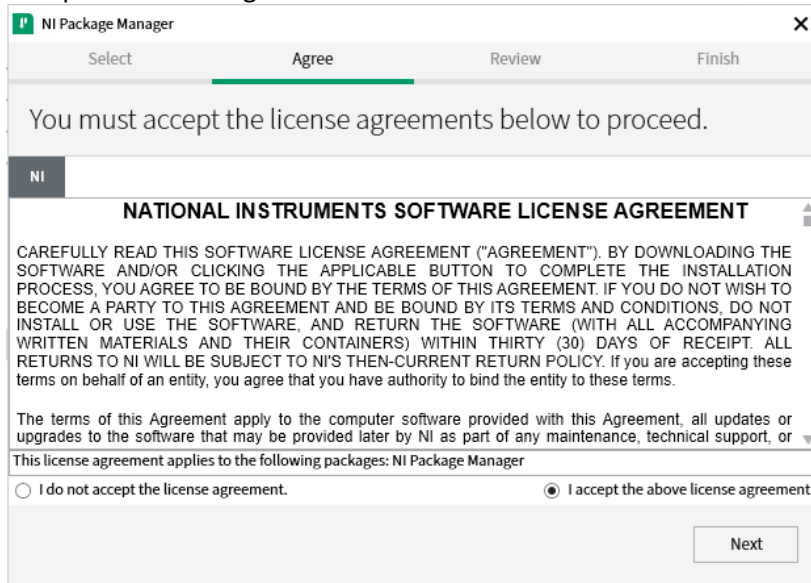
Conestoga College

Conestoga College Doon Valley Drive, Kitchener, ON, Canada

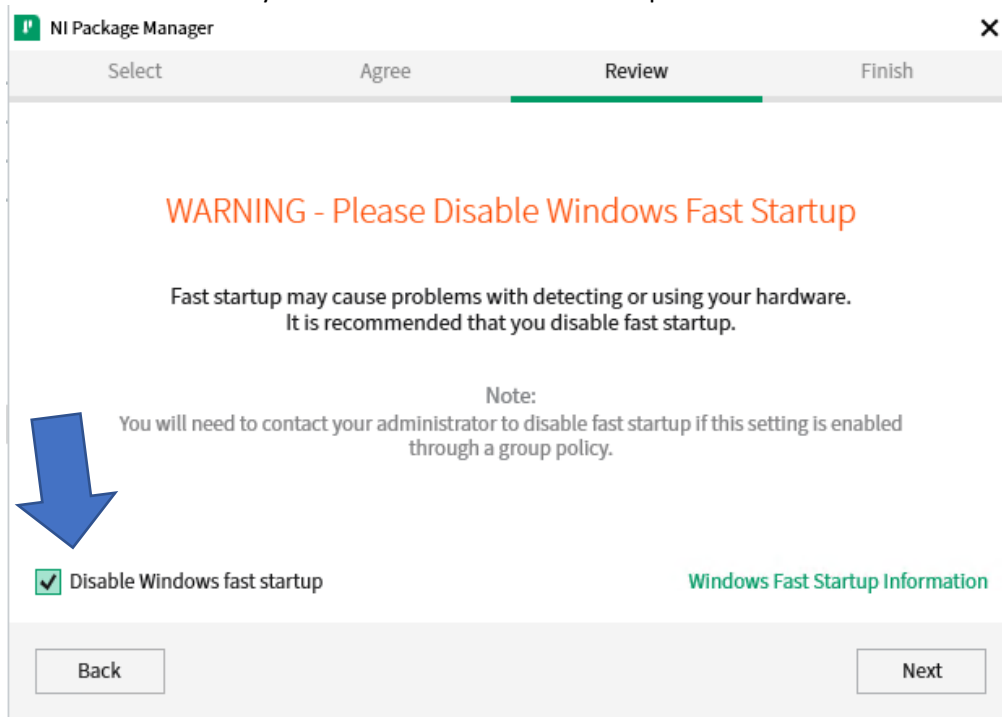
Conestoga College - Waterloo University Avenue, Waterloo, ...

Conestoga College - Cambridge Campus Fountain Street ...

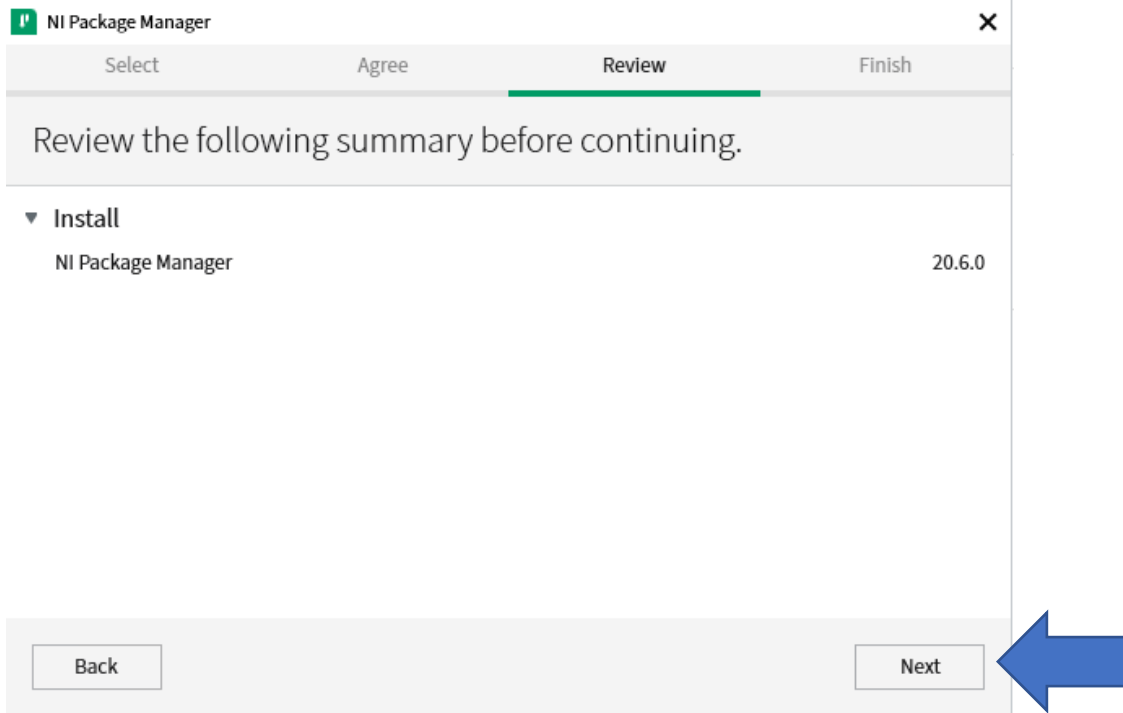
- 6. Open the exe file that you have download to start the installation.
- 7. Accept the license agreement



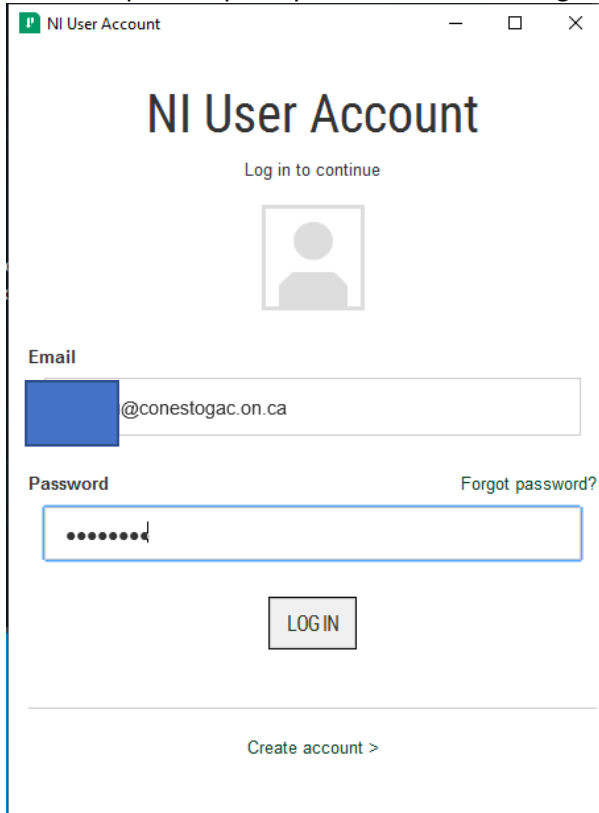
- 8. We recommend that you disable Windows Fast Startup



9. Click Next to continue the install and follow the installer's instructions until setup is complete



10. Once setup is complete you will be asked to login with your NI account to activate t



11. Once logged into the NI Licensing Wizard enter the Serial Number under Multisim 14.2 Education Edition and click Activate

